




**Steve Johnson's
Magic Variety Show**
Magic ♦ Comedy ♦ Juggling

For Info & Video:
www.EncorePerforming.com
631.423.0747 ☎ 800.669.9850


- Camps •Schools •Theaters
- Libraries •Recreation Centers



1 RISING RING

Hold a pencil, upright, in your hand. (Fig. 1) Place a finger ring on it so that it rests on the hand that is holding the pencil. Now you magically cause the ring to rise and fall at your whim to everyone's amazement!

Secretly attach a thread to the top of the pencil and to a button on your shirt. As you move your hand forward or back, the ring will rise and fall.



2 ELEPHANT LEGS ILLUSION

How many legs does this elephant have?


Have fun with 5 Amazing Tricks & 3 Optical Illusions



3 APPEARING WAND

Tell your friends that you are about to do a magic trick! So doing, you reach into your pocket and bring out a small change purse. "To do magic, I will need a magic wand!" you say. You then open the purse, reach in, and magically pull out a magic wand! "You have done the impossible!" They'll say.

To do this trick, hide a wand up your sleeve (Fig. 1.) You've made a slit in the sleeve (Fig. 2.) into which you reach to grasp the wand and guide it out of the purse (Fig. 3.)




4 BALANCING GLASS

Magically and mysteriously you stand a playing card upright on the table, then, more amazingly, you balance a glass of water on top of the card! (Fig. 1.)

Beforehand, prepare a card by pasting another card to its back at right angles (Fig. 2.). Then it is a simple matter to perform this puzzler. Do not let anyone see the back of the prepared card!

Share with friends ~
Download extra copies of this
FREE tricks flyer at:
<http://maf.SJMVS.com>




5 SPOT CARD

First you must make the two cards as shown in figure 1 using two blank 3" x 5" index cards. With a felt marking pen, draw in the dots (Fig. 1). Do not ever show this side of the cards.

Place your fingers over the bottom dot (Fig. 2.)-Show the card and say, "Here is the ace!"-Turn the card over, Place your fingers on the blank space (Fig. 3.), Show the card again and say, "I've changed it to a three spot."

Follow fig. 4. and Fig. 5. And you show a "four" spot and magically change it into a "six" spot!

⇒ Magic # @ library = 793.8 ⇐



6 RABBIT/DUCK ILLUSION

A Rabbit....Or A Duck?

Hint: the duck is looking left, the rabbit is looking right.

Name ALL blocks in which your selected number appears, & I'll disclose it.	A			
	1	3	5	7
	9	11	13	15
	17	19	21	23
	25	27	29	31

B				C			
2	3	6	7	4	5	6	7
10	11	14	15	12	13	14	15
18	19	22	23	20	21	22	23
26	27	30	31	28	29	30	31


D				E			
8	9	10	11	16	17	18	19
12	13	14	15	20	21	22	23
24	25	26	27	24	25	26	27
28	29	30	31	28	29	30	31

7 MAGIC NUMBER PREDICTOR

You can tell any number selected from five different boxes containing sixteen numbers each.

- The five lettered boxes are special boxes that will reveal any one of the thirty-one numbers selected.

Cut out the card above. Have someone in the audience think of a number between one and thirty-one. After they have mentally selected one, show them the card with five boxes and ask them to touch each box that has their number on it. Look at the number in the upper left hand corner of each of the selected boxes and add them together. The total of these figures will be their mentally selected number. As an example, let's say someone has thought of the number 14. This only appears in the three boxes B, C and D which have the numbers 2, 4, and 8 in their upper left hand corners, the total of which is 14.



8 HORIZONTAL LINES ILLUSION

Are the horizontal lines parallel or do they slope?